



Early Childhood Resources


Kentucky Special Parent Involvement Network (KY-SPIN)

KY-SPIN is a statewide 501(c) 3 non-profit organization.

The mission of KY-SPIN is to link families and individuals with disabilities to valuable resources that will enable them to live productive, fulfilling lives.

Parent Training & Information (PTI) Center

Funded by the U.S. Dept. of Education under IDEA since 1988 when Kentucky first received a PTI. KY-SPIN Parent Center provides training, information and support for children and youth with all types of disabilities (birth through 26 years old), their parents, families and professionals.



We do NOT:
Act as Attorneys



We DO:

- ♥ Empower Families to Effectively Advocate for their Children
- ♥ Provide “peer to peer” support to help families access needed information and resources

The last sentence is the real trick.

Find related content



STOP DOING THIS WITH YOUR KIDS!!!



Scroll down or use down arrow for more videos

DoctorWadsworth

Incoming stitch

Holistic Pediatrics

TikTok @dranamaria

Toxic Baby Products

Part 1

On this day 7/24/2022

Find related content



How millennial parents will mess up their kids



as an attachment therapist

00:03/02:09

Where to Turn?

- Sources should be vetted, assessed, and critically examined for the validity of their information
 - .gov
 - .edu
 - .org
- Blogs, vlogs, and TikTok's oh my!
 - Is the post sponsored by a group or advertisement to sell you a product?
 - Does it sound too good to be true?
 - Is there any sources to where the information is coming from?
 - Are they credible sources in Kentucky?

KY Hands program

Why should parents participate in HANDS?

Pregnancy and parenthood can be overwhelming experiences, which come with worries, questions, and stress.

During pregnancy a parent may wonder:

- "Are the feelings I'm having about my pregnancy typical?"
- "What physical changes and discomforts can be expected during pregnancy?"
- "What should I know before delivery and before bringing my baby home?"
- "How do I prepare my other child/children for the addition of a new sibling?"

After the child arrives questions may include:

- "How do I know what my baby needs when he cries?"
- "How do I help my baby and other children feel secure and loved?"
- "When should my child begin walking and talking?"
- "How important is a dad's role in a child's development?"
- "What is appropriate discipline for my child?"
- "How do I balance everyone's needs in my family?"

HANDS is a voluntary home visitation program for moms, dads and families. HANDS answers these kinds of questions and provides parents with support in developing a parent-child relationship, at no cost to the family.

What can parents expect?

All families will receive information and learn about community resources for parents.

Some families will receive further support through home visitation. These families will engage in fun activities, right in their home, to learn more about:

- Having a healthy pregnancy
- Caring for their baby
- How to bond with their child
- How to provide their child with enriching learning experiences
- Creating a safe and healthy home
- Child development
- Dealing with stress

Who can participate?

- Any parent (mom/dad) expecting a new baby
- Families must be enrolled prenatally or before a child is 90 days old

Providing support to parents, right from the start, right in their own homes

How has HANDS improved Kentucky families' lives?

Families who participated in HANDS (compared to families who did not participate) experienced*:

- Fewer premature infants
- Fewer low birth weight babies (<5 lbs, 9 oz)
- Fewer very low birth weight babies (<3 lbs, 5 oz)
- Fewer developmental delays

Studies have shown that families who participate in HANDS in the first trimester of pregnancy experience even fewer incidence of the above.

Parents also reported improvements in their:

- Home's safety
- Coping skills
- Support system
- Amount of stress
- Discipline techniques
- Anger management skills



<https://www.chfs.ky.gov/agencies/dph/dmch/ecdb/hands/HANDS%20English%20Brochure.pdf>

Early Childhood Resources



Kentucky Governor's Office of Early Childhood (KYGOECD)

[Kentucky Governor's Office of Early Childhood](#)

[KYGOECD Family Guides](#)

[Kentucky Early Childhood Standards](#)

[Let's Learn Kentucky](#)

Kentucky Governor's Office of Early Childhood

The screenshot shows the top navigation bar with the Kentucky Early Childhood logo and menu items: About Us, School Readiness, Families, Community, Professionals, and Workforce. Below this is a green header with 'FAMILY GUIDES' and 'Getting Started'. A secondary navigation bar includes 'Start Here', 'Read/Talk Together', 'Connect Together', 'Play Together', 'Count Together', and 'Move Together'. The main content area features an introductory paragraph about the Family Guides and a list of activities categorized under 'Read / Talk Together', 'Connect Together', and 'Play Together'.

KENTUCKY EARLY CHILDHOOD

About Us | School Readiness | Families | Community | Professionals | Workforce

FAMILY GUIDES

Getting Started

Start Here | Read/Talk Together | Connect Together | Play Together | Count Together | Move Together

The Family Guides are a companion to the Kentucky Early Childhood Standards, housed in the Governor's Office of Early Childhood and first developed in 2003, by a statewide workgroup of representative stakeholders in early care and education. The Standards serve as a framework to assist early care, intervention, and education professionals, administrators, and others in understanding what children are able to know and do from birth through four years of age. The Family Guides align directly to the Standards and the best practices of Kentucky Educational Television's Let's Learn Kentucky.

Read / Talk Together

- [I Love to Read!](#)
- [Family Book](#)
- [Writing During Play](#)
- [Let's Make a Blueprint](#)
- [Dialogic Reading](#)
- [Storytelling](#)
- [Ring, Ring, Ring Telephone Time](#)
- [Silly Faces](#)
- [Animal Sights and Sounds](#)
- [A Book In a Nook](#)
- [The Artist Within!](#)

Connect Together

- [A Trip to the Park](#)
- [Storytelling with Puppets](#)
- [Talking Time](#)
- [What Will We Do Today?](#)
- [How Do You Feel Today?](#)
- [Calming Breaths](#)
- [Look At What I Can Do!](#)
- [Our Community Map](#)

Play Together

- [Process Art](#)
- [Open-Ended Materials](#)
- [Shadow Play](#)
- [Games Galore](#)

The screenshot shows a green header with 'READ/TALK TOGETHER FAMILY GUIDES' and the title 'Ring, Ring, Ring Telephone Time'. A navigation bar includes 'Start Here', 'Read/Talk Together', 'Connect Together', 'Play Together', 'Count Together', and 'Move Together'. The main content area includes a 'Materials' section, three numbered steps, a 'MAKE IT EASIER' section, and an 'EXTEND THE LEARNING' section. An image of a man and child playing with blocks is shown on the right, along with a 'Related Standards' section listing 'Communication' and 'Language and Early Literacy'.

READ/TALK TOGETHER FAMILY GUIDES

Ring, Ring, Ring Telephone Time

Start Here | Read/Talk Together | Connect Together | Play Together | Count Together | Move Together

Materials: An old phone or any object you can pretend is a telephone.

STEP 1

Pretend to call your child on the phone. Hand them the phone and gesture for them to pick it up by saying, "Hello, _____!" If the child doesn't respond, pretend to hang up and press the buttons to recall them. Say, "I hope _____ picks up the phone this time."

STEP 2

Engage in back and forth conversation allowing the child to guide the conversation if possible.

STEP 3

Encourage your child to give you a call and follow their lead.

MAKE IT EASIER:

Set your child on your lap and make a pretend phone call to a stuffed friend together.

EXTEND THE LEARNING:

- Allow your child to use an actual phone to call a family member or friend.
- Point out the numbers on the telephone. Help your child dial their phone number.

Related Standards

- Communication**
Birth to Three
- Language and Early Literacy**
Three and Four

KY Early Childhood Standards

KENTUCKY
GOVERNOR'S OFFICE OF
EARLY CHILDHOOD

About Us ▾ School Readiness ▾ Families ▾ Community ▾ Professionals ▾ Workforce ▾

Kentucky Early Childhood Standards

Every Child Can Have a Strong Start in the Commonwealth when Families, Communities and Schools work Together

Getting Started ▾ Birth to Three ▾ Three and Four ▾ Alignments ▾ Resources ▾

Birth to Three



APPROACHES TO LEARNING

The ways in which a child initiates and engages in learning experiences.



CREATIVE EXPRESSION

The ability, of children birth to three to use their minds and imagination to create something.



COMMUNICATION

The process of sharing or exchanging information verbally or nonverbally.

Let's Learn Kentucky

WHAT YOU CAN DO

HELPFUL RESOURCES



WHAT IS KINDERGARTEN READINESS?

ABOUT

read

talk

count

play

move

connect

read TOGETHER

Read with your child every day, even if only for a few minutes. Reading aloud with your child, beginning in early infancy, can boost vocabulary and reading skills before the start of school and benefits them throughout their school years.



Clifford the Big Red Dog Adventure Stories

Read these fun interactive adventure stories from Clifford The Big Red Dog.



Building a Love of Literacy at Any Age

Foster a lifelong love of reading and writing with these tips.




How to Make the Most of Your Local Library

Something magical occurs when you introduce a child to the library.



0 - 5 years



0-5 years



1.5-3 years

CDC's Developmental Milestones

Learn the Signs. Act Early.

Help your child grow and thrive

Your child's early years are so very important. Tracking how your little one plays, learns, speaks, acts, and moves helps you support their development



Download CDC's free *Milestone Tracker* app to find fun and easy activities for each age.



Track & Share Milestones



Get Tips & Activities



Learn When to Act Early

Learn more at cdc.gov/MilestoneTracker



From birth to 5 years, your child should reach milestones in how he plays, learns, speaks, acts and moves. Track your child's development and act early if you have a concern.

Milestones

Milestones for children 2 months – 5 years of age

Free Materials

Print or order free materials

If You're Concerned

What to do if concerned about your child's development

WIC Program Staff

Free tools to help WIC staff support child development

Families

Track your child's developmental milestones

Home Visitors

Free tools to track child development

Healthcare Providers

Free tools to support developmental surveillance

Watch Me! Training

Training for early care and education providers

Early Childhood Educators

Free tools to track milestones and engage families

About the Program

Overview of the program, research, and evaluation

Milestones

2 months

4 months

6 months

9 months

1 year

15 months

18 months

2 years

30 months

3 years

4 years

5 years

Milestone Tracker App

Digital Online Checklist +

Milestones in Action: Photos & Videos +

If You're Concerned +

CDC's Developmental Milestones

[Español \(Spanish\)](#) [Print](#)


CDC's milestones and parent tips have been updated and new checklist ages have been added (15 and 30 months). For more information about the updates to CDC's developmental milestones, please review the [Pediatrics journal article](#) and these [important key points](#).

Skills such as taking a first step, smiling for the first time, and waving "bye bye" are called developmental milestones. Children reach milestones in how they play, learn, speak, act, and move.

Click on the age of your child to see the milestones:

- [2 months](#)
- [4 months](#)
- [6 months](#)
- [9 months](#)
- [1 year](#)
- [15 months](#)
- [18 months](#)
- [2 years](#)
- [30 months](#)
- [3 years](#)
- [4 years](#)
- [5 years](#)
- Milestone checklists translated into [other languages](#)
- [Print the milestone checklists \(PDF\)](#). [4 MB, 24 Pages, 508] or click on your child's age above to complete the checklist online.
- [Developmental Milestone Checklists for WIC](#)
- Download the *Milestone Tracker* mobile app

Download CDC's free Milestone Tracker App



Help your child grow and thrive with CDC's free Milestone Tracker app.



cdc.gov/MilestoneTracker

[View](#)

Child Mind Parents Guide to Developmental Milestones

The screenshot shows the top navigation bar of the Child Mind Institute website. On the left is the logo and the text 'Child Mind Institute' with links for 'Care', 'Education', and 'Science'. On the right are links for 'About Us', 'Global', 'Ways to Give', 'en Español', a search icon, and a yellow 'Donate' button. Below the navigation is a dark blue banner for the 'Complete Guide to Developmental Milestones'. It includes a 'Download' link and a 'Share' button. The main heading is 'GUIDE Complete Guide to Developmental Milestones'. Below this is a sub-heading: 'A guide to normal childhood development that can help you recognize when your child might need professional attention.' and a button labeled 'EN ESPAÑOL'. At the bottom of the banner is the text 'Family Resource Center > Guides'.

WHAT'S IN THIS GUIDE?

1 Milestones at 1 Month

2 Milestones at 3 Months

3 Milestones at 7 Months

5 Milestones at 2 Years

6 Milestones at 4 Years

7 Milestones at 5 Years

Missing Milestones

Step 1


- Make an appointment with your child's pediatrician

Step 2

- Complete a milestone checklist

Step 3

- Ask questions



Missing Milestones

What to do when your child's pediatrician says, let's "wait and see."

If you bring your concerns and still feel uneasy with a wait-and-see approach

- Request a second opinion
- Call for a free evaluation to find out if your child qualifies for services



Kentucky Early Intervention System (KEIS)

Formerly known as First Steps

Kentucky Early Intervention System is a statewide early intervention system that provides services to children with developmental disabilities from **birth to age 3** and their families. Kentucky Early Intervention System is Kentucky's response to the federal Infant-Toddler Program under Individuals with Disabilities Education Act (IDEA).

Kentucky Early Intervention System offers comprehensive services through a variety of community agencies and service disciplines and is administered by the Department for Public Health in the Cabinet for Health and Family Services.

Early intervention is a recurring process involving the family assessment, **Individualized Family Service Plan (IFSP)**, and ongoing services in which caregivers partner with providers to help their child develop and learn.

[Process In KEIS Infographic](#)

[Contact local Point of Entry](#)

<https://www.chfs.ky.gov/agencies/dph/dmch/ecdb/Pages/keis.aspx>

Who Does Kentucky Early Intervention System Serve?

Kentucky Early Intervention System serves children from birth to age 3 and their families. Child eligibility for the program is determined three ways:

1. **Developmental delay** - A child may be eligible for services if an evaluation shows the child is not developing typically in at least one of the measured skill areas: communication, cognition, physical, social and emotional or self-help.
2. **Established risk concern** - A child may be eligible if he or she is diagnosed with a physical or mental condition likely to result in developmental delay such as Down Syndrome.
3. **Informed clinical opinion** - A child may be eligible for services if an approved multidisciplinary evaluation team of professionals determines the child is in need of services based on their clinical expertise.

How Kentucky Early Intervention System services are provided

Kentucky Early Intervention System providers deliver services that actively involve you in visits usually conducted where your child spends time (home, childcare, playground) and may differ from services provided in a therapy clinic or medical center.

Kentucky Early Intervention System providers use a coaching approach to help families and other caregivers support your child's learning and development.

<https://youtu.be/-ivgBte6OM8>

KEIS IFSP Step-By-Step





Early intervention is a recurring process involving the family assessment, individualized family service plan (IFSP), and ongoing services in which caregivers partner with providers to help their child develop and learn.

Family Assessment

- Conversation that identifies family strengths, routines, supports, and challenges initially, reviewed in six months, and repeated annually
- Discuss what's important to the family and what makes them happy
- Culminates with the family deciding on a list of priorities

Individualized Family Service Plan

- Review the current family assessment and developmental evaluation
- Develop a plan to address the family's priorities within their real-life routines and activities
- Created initially, reviewed every six months, updated annually based on new family priorities



Ongoing Early Intervention

- Driven by family priorities/individualized family service plan outcomes
- Plan, practice new ideas, and problem-solve using strength-based coaching
- Work together to refine activities based on what worked and what didn't



<https://chfs.ky.gov/agencies/dph/dmch/ecdb/Pages/firststeps.aspx>

Federal funds support the Coaching in Early Intervention Training and Mentorship Program. Grant Number: H181A210085

Individualized Education Program (IEP)

Age 3-21

An IEP is a written program developed by an Admissions and Release Committee (ARC)/IEP team designed to meet a student's unique educational needs. The IEP was established by the Individuals with Disabilities Education Act (IDEA) to help ensure every child's access to a Free Appropriate Public Education.

Provided through the Kentucky Public School System.

Preschool-aged children who qualify for an IEP are entitled to attend preschool.

Special Education Process



Early Childhood Resources

[Parent Center Hub Early Childhood Corner](#)

[Overview of Early Intervention](#)

[Writing the IFSP for Your Child from CPIR](#)

[HANDS - Health Access Nurturing Development Services](#)

[KY-SPIN Positive Ways to Address Challenging Behaviors in Early Childhood Webinar](#)

[KY-SPIN Transition from First Steps to Preschool](#)

[Language and Speech Delay in Young Children](#)

[KY-SPIN First Steps and the Individualized Family Service Plan \(IFSP\)](#)

[How to Communicate Effectively with Early Childhood Professionals](#)

[Concerned about Development? How to Get Help for Your Child](#)

[Transitioning to Kindergarten](#)

[Practical Ways to Build Self-Advocacy Skills in Children](#)

[CDC Act Early Childhood Milestones](#)

[You Are Not Alone](#)

Special Education Helpful Resources

- [Individualized Education Program \(IEP\) Video & IEP Infographic \(KY-SPIN & Aetna\)](#)
- [How to Get An Evaluation for Your Child Through School \(ages 3-21\) KY-SPIN, Inc. Information Sheet Series](#)
- [Communicating with your child's school through letter writing \(CPIR\)](#)
- [Evaluation: What Does It Mean for Your Child? \(PACER\)](#)
- [Just for Parents: Learning about Special Education Evaluation \(PACER\)](#)
- [Right to Obtain an Independent Educational Evaluation \(IEE\) \(CPIR\)](#)
- [Guidance Document for Individualized Education Program \(IEP\) Development \(Kentucky Department of Education — KDE\)](#)
- [Kentucky Parent Guide for Special Education \(HDI\)](#)
- [FAQ: Kentucky Specific Regulations as related to IDEA 2004 Part B \(ages 3-21\) Chart \(KY-SPIN, Inc.\)](#)
- [From Needs to Services: Parent Homework Sheet \(PACER\)](#)

Special Education Helpful Resources

- [Kentucky Department of Education's District and School Directory](#)
- [KDE Special Education Forms - Eligibility Determination](#)
- [How to Negotiate in ARC Meetings \(KY P&A\)](#)
- [504 Plans Infographic](#) or [Video](#)
- [504 Plan for Public School \(KY P&A\)](#)
- [Sample 504 plan template \(Understood\)](#)
- [School Accommodation Ideas for Students who Receive Section 504 or Special Education Services \(PACER\)](#)
- [Students with Disabilities and Section 504 of the Rehabilitation Act of 1973 \(PACER\)](#)
- [Partners In Advocacy-A Guide to Special Education Planning \(KY P&A\)](#)
- [Part B Procedural Safeguards Notice \(KDE\)](#)
- [Right to Receive a Complete Explanation of IDEA's Procedural Safeguards \(CPIR\)](#)
- [KY-SPIN's Self-Advocacy Tips Infographic](#) or [Video](#)
- [KY-SPIN Self-Determination Infographic](#) or [Video](#)



YouTube



**If you still have
questions...**


(800) 525-7746

(502) 937-6894

spininc@kyspin.com

[Website www.kyspin.com](http://www.kyspin.com)

**Please complete
our evaluation**



<https://forms.gle/znsq7H1QcMf4U1GA7>



Video/Webinar Library