


Kitchen Safety Tips

Tie your hair back or put on some type of hair guard.



Wash your hands before and after preparing food.




DO NOT put metal objects in your toaster or microwave. Doing this can lead to a fire.




Always use oven mitts, or potholders when handling hot pots and pans from the stove top and oven.




Make sure to unplug all small appliances after using them and before cleaning up.




DO NOT leave the kitchen while cooking on the stovetop. It is easy to lose track of time and you could burn something or start a fire.



NEVER place flammable material, like dish towels or oven mitts, on the stovetop.





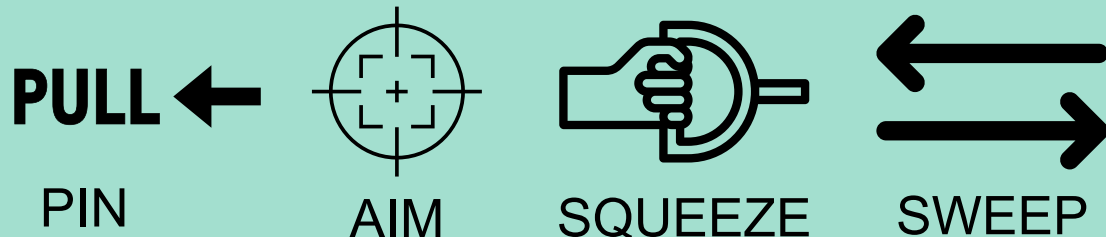
ALWAYS turn the pan handle away from the front of the stovetop, but toward you when cooking so you do not have to reach across for it.



In Case of Fire

Fires can ignite rapidly,
you can use a fire extinguisher to put it out.

To use a fire extinguisher:




If the fire is large, grab your
phone and exit your home.

Call 911 and speak
slowly and clearly.




HOW TO USE A FIRE EXTINGUISHER


PASS



**PULL THE PIN TO UNLOCK
FIRE EXTINGUISHER**



**AIM THE END OF HOSE AT
THE BASE OF THE FIRE**



SQUEEZE THE LEVER



**SWEEP THE HOSE FROM
LEFT TO RIGHT**